GLOBE 3P

VALVOLE A SFERA A PASSAGGIO TOTALE, 3 PEZZI

FULL BORE BALL VALVES, 3 PIECES

CARATTERISTICHE TECNICHE

// **Corpo valvola:** acciaio inox Aisi 316
// **Tenuta sfera:** PTFE + 15% fibra di vetro
// **Montaggio diretto attuatore:** secondo ISO 5211
// **Guarnizione albero:** FPM
// **Attacchi:** filettati femmina UNI EN 10226-1, NPT, BUTT-WELD, (SOCKET WELD a richiesta)
// **Pressione nominale di esercizio:** 63 bar
// **Temperatura di esercizio:** -25°C – +180°C
// Albero anti-espulsione

TECHNICAL FEATURES:

// **Body valve:** stainless steel Aisi 316
// **Ball seats:** PTFE + 15% glass fiber
// **Direct actuator installation:** ISO 5211
// **O-ring stem:** FPM
// **Ends:** female threaded according to UNI EN 10226-1, NPT, BUTT-WELD (SOCKET WELD as option)
// **Nominal working pressure:** 63 bar
// **Working temperature:** -25°C – +180°C
// Blow-out proof stem

DIMENSIONI E PESI // DIMENSIONS AND WEIGHTS

Misura (R) Size (R)	DN	Dimensioni in mm Dimensions in mm				Peso in gr Weight in gr	ISO 5211
		A	L	M	P		
1/4"	8	60	47,6	112	11	390	F-03
3/8"	10	60	47,6	112	12,7	380	F-03
1/2"	15	60	56	112	15	440	F-03/F-04
3/4"	20	70	73	138	20	820	F-04/F-05
1"	25	70	82	138	25	1.020	F-05/F-07
1" 1/4	32	88	91	160	32	1.790	F-05/F-07
1" 1/2	40	94	104	205	40	2.460	F-05/F-07
2"	50	100	120	205	50	3.470	F-07/F-10
2" 1/2	65	150	155	330	65	8.500	F-07/F-10
3"	80	165	182	330	80	12.400	F-07/F-10
4"	100	175	220	340	100	19.650	F-07/F-10

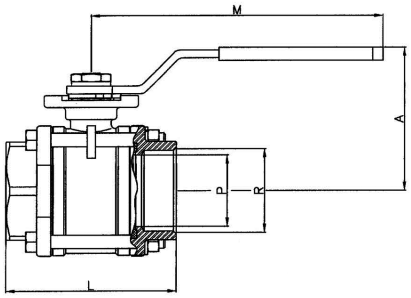

CARATTERISTICHE COSTRUTTIVE // CONSTRUCTION FEATURES

	Componenti Components	Materiale Material
1 - 2	**Corpo - Tappo** Body - Cap	Acciaio Inox AISI 316 SS 316
3 - 4	**Sfera - Albero** Ball - Stem	Acciaio Inox AISI 316 SS 316
5	**Tenuta sfera** Seat ball	Teflon + 15% Fibra di vetro PTFE + 15% Glass fiber
6	**Guarnizione** Gasket	Teflon (PTFE)
7	**Rondella** Trust Washer	Teflon + 15% grafite PTFE + 15% graphite
8	**Anello OR** O' ring	FPM
9	**Pacco albero** Stem packing	PTFE
10	**Anello albero** Stem ring	Acciaio Inox AISI 316 SS 316
11	**Rondella** Washer	Acciaio Inox AISI 301 SS 301
12-14	**Dado - Arresto** Nut - Stopper	Acciaio Inox AISI 304 SS 304
13-17	**Rondella** Washer	Acciaio Inox AISI 304 SS 304
15-16	**Bullone - Dado** Bolt - Nut	Acciaio Inox AISI 304 SS 304
18	**Maniglia** Handle	Acciaio Inox AISI 304 SS 304
19	**Coprimanico** Handle Sleeve	Vinile Vynil
20	**Antisvitamento** Lock washer	Acciaio Inox AISI 304 SS 304

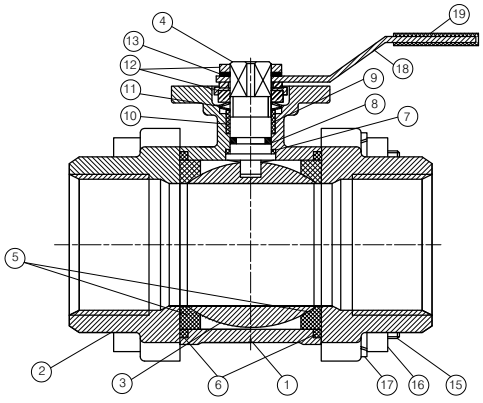
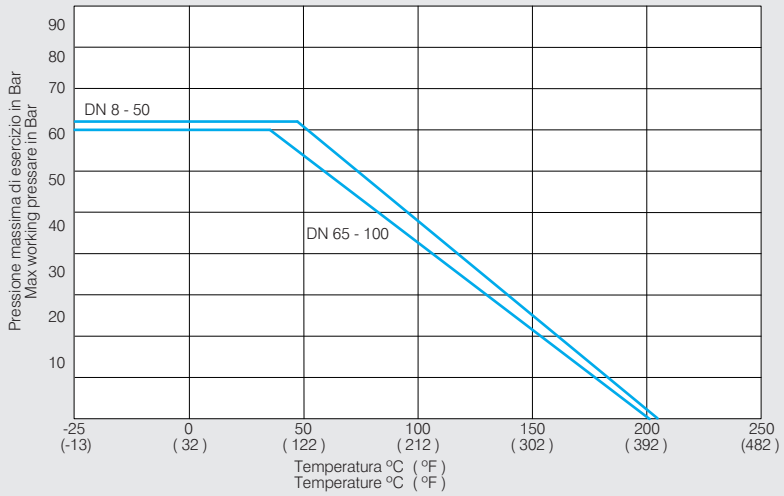
DIAGRAMMA PRESSIONE-TEMPERATURA // PRESSURE-TEMPERATURE DIAGRAM