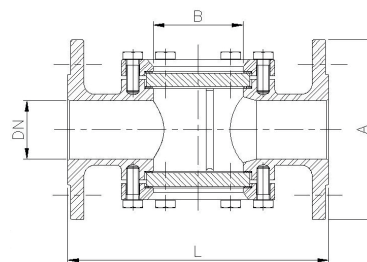
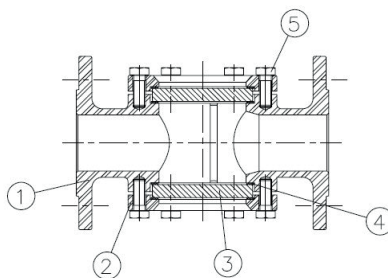


# H2250

**Specole visive  
flangiate /**  
Flanged sight  
glasses



**Modello / Model**  
**H2250**

**Materiale / Material**  
Aisi 316

**Tenuta / Seal**  
PTFE

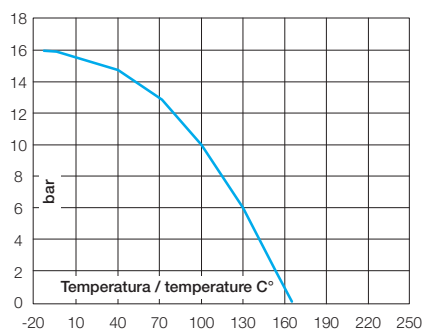
**DN**  
15 – 100

**PN**  
16

## Caratteristiche tecniche / Construction features

- **Connessioni flangiate secondo /**  
Flanged ends according to  
UNI ISO 2278 PN 16
- **Pressione nominale di esercizio /**  
Nominal working pressure  
16 bar
- **Temperatura di esercizio /**  
Working temperature  
-10°C – +160°C

## Diagramma pressione temperatura / Pressure temperature diagram



## Componenti e materiali / Components and materials

<b>1</b>	<b>Corpo / Body</b>	Acciaio inox / SS 1.4408
	<b>Trattamento superficiale / Surface treatment</b>	Granigliatura / Shot blasting
<b>2</b>	<b>Coperchio / Cap</b>	Acciaio inox / SS 1.4408
	<b>Trattamento superficiale / Surface treatment</b>	Granigliatura / Shot blasting
<b>3*</b>	<b>Vetro / Glass</b>	Vetro calciosodico temperato / Tempered soda-lime glass
<b>4*</b>	<b>Tenuta / Gasket</b>	PTFE
<b>5</b>	<b>Vite / Bolt</b>	Acciaio inox Aisi 304 / SS Aisi 304

\* **Ricambi disponibili / Spare parts**

## Dimensioni e pesi / Dimensions and weights

Codice Code	Misura Size	DN	PN	Peso in kg. Weight in kg.	Dimensioni in mm Dimensions in mm			
					L	A	B	Vetro Glass
H225004	1/2"	15	16	2,25	130	95	40	Ø 50 x 8
H225005	3/4"	20	16	2,80	150	105	40	Ø 50 x 8
H225006	1"	25	16	3,65	160	115	50	Ø 63 x 10
H225007	1" 1/4	32	16	5,75	180	140	50	Ø 63 x 10
H225008	1" 1/2	40	16	8,30	200	150	65	Ø 80 x 12
H225009	2"	50	16	9,80	230	165	65	Ø 80 x 12
H225010	2" 1/2	65	16	13,70	290	185	100	Ø 115 x 15
H225011	3"	80	16	16,65	310	200	100	Ø 115 x 15
H225012	4"	100	16	23,80	350	220	125	Ø 145 x 15