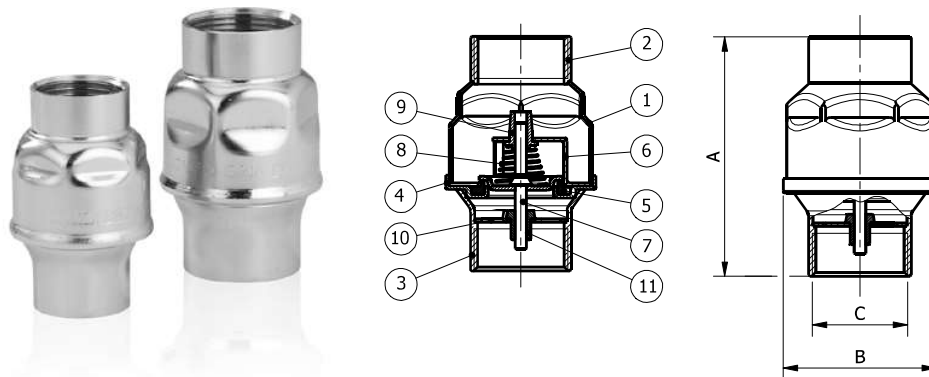


IDRJA / AC

Valvole di ritegno per utilizzi gravosi e aria compressa /
Check valves for heavy duty use and compressed air



Modello / Model IDRJA / AC	Materiale / Material Aisi 316	Tenuta / Seal FPM	DN 20 – 40	PN 16
--------------------------------------	---	-----------------------------	----------------------	-----------------

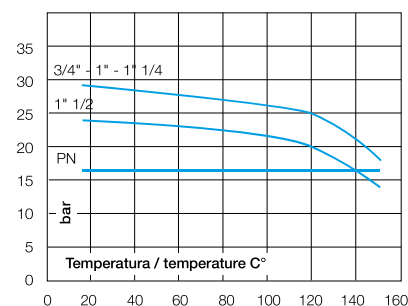
Caratteristiche tecniche / Construction features

- **Uso con aria compressa /**
Compressed air systems
- **Otturatore rinforzato e con doppia guida /**
Doubled guided reinforced flow control disc
- **Adatta alle sollecitazioni continue /**
Suited for heavy-duty use
- **Trattamento superficiale sgrassaggio, decapaggio ed elettrolucidatura /**
Surface treatment degreasing, pickling and electropolishing
- **Conessioni filettate femmina secondo /**
Threaded ends female according to UNI ISO 228/1
- **Pressione nominale di esercizio /**
Nominal working pressure
16 bar
- **Pressione di apertura /** Opening pressure
Min. 0,025 – Max. 0,035 bar
- **Temperatura di esercizio /** Working temperature
-20°C – +150°C

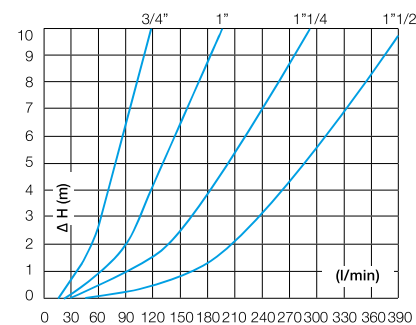
Componenti e materiali / Components and materials

1	Corpo / Body	1.4401 1.4404 EN 10088
2	Manicotto lato mandata / Outlet end	1.4401 1.4404 EN 10088
3	Manicotto lato aspirazione / Inlet end	1.4401 1.4404 EN 10088
4	Contentore anello tenuta / Seal ring housing	1.4401 1.4404 EN 10088
5	Anello di tenuta / Seal ring	FPM
6	Guida otturatore / Flow control disc guide	1.4401 1.4404 EN 10088
7	Otturatore / Flow control disc	1.4401 1.4404 EN 10088
8	Molla / Spring	1.4401 1.4404 EN 10088
9	Boccola guida superiore / Upper guide bush	PTFE
10	Supporto boccola inferiore / Lower bush support	1.4401 1.4404 EN 10088
11	Boccola inferiore / Lower bush	PTFE

Diagramma pressione temperatura / Pressure temperature diagram



Perdite di carico / Friction losses diagrams



Dimensioni e pesi / Dimensions and weights

Codice Code	Misura Size	DN	Peso in gr. Weight in gr.	KV m³/h	Dimensioni in mm Dimensions in mm		
					A	B	C
900402AC	3/4"	20	140	7,05	67	44	3/4" F
900412AC	1"	25	170	11,45	83	53	1" F
900422AC	1" 1/4	32	285	16,54	97	66	1" 1/4 F
900432AC	1" 1/2	40	410	24,12	115	78	1" 1/2 F